



ISSN: 2321-4902  
Volume 1 Issue 6

Online Available at [www.chemijournal.com](http://www.chemijournal.com)

## International Journal of Chemical Studies

# Treatment of Textile Wastewater by Electro-coagulation and Activated Sludge Process

Md. Nazmul Hassan <sup>1</sup>, Md. Moniruzzaman <sup>2\*</sup>, A.N.M Hamidul Kabir <sup>1</sup>, Md. Moshikur Rahman <sup>1</sup>, Md. Rafiqul Islam <sup>3</sup>

1. Department of Applied Chemistry & Chemical Engineering, University of Dhaka, Dhaka-1000
2. Bangladesh Council of Scientific & Industrial Research (BCSIR), Dhaka-1205, Bangladesh
3. International Centre for Diarrhoeal Disease Research, Bangladesh

**Corresponding Author:** Md. Moniruzzaman, Bangladesh Council of Scientific & Industrial Research (BCSIR), Dhaka-1205, Bangladesh

Environment friendly wastewater treatment method is the biggest challenge faced by textile industries. Water system around Dhaka City Corporation experiences high concentration of COD and color in the discharge effluent into environment by textile industries. Lack of appropriate treatment facility for wastewater exceeds the standard discharge limits. Conventional wastewater treatment methods become decisive challenge to environmental engineers for increasing more and more restrictive effluent by water and industrial discharges. Biologically treated discharges will no longer be reduced textiles dyes or color as 53% of 87 colors are identified as non-biodegradable. On the other hand, electro-coagulation or coagulation method produces a huge amount of hydroxide sludge that is harmful for our environment. The purpose of this study is to investigate a single treatment method that is properly and effectively treated different types of textile effluent. Electro-coagulation method for treatment of textile effluent and reduction of COD, BOD and color from effluent is compared with activated sludge process. The chemical and biological oxidation is carried out using electro-coagulation and bacillus bacteria respectively without adjustment pH of the wastewater sample. In this work, the comparison of the efficiency of electro-coagulation and activated sludge process for COD, BOD and color removal of different textile industries in Bangladesh are investigated. Electro-coagulation or coagulation method and activated sludge process results are not satisfied to protect our ecology and human health, so combined method of wastewater treatment is necessary. From cost estimation and practical performance of different treatment methods textile wastewater revealed high susceptibility to treat the effluents using electro-coagulation and biological method separately. Effluent characteristics such as color and chemical oxygen demand (COD) are reduced by considerable amount by electro-coagulation method but in activated sludge process marked degradation of pollutants than coagulation method. If we combined at first electro-coagulation then activated sludge process, a better result will be found that is more effective and economical than any single method because non-biodegradable organic matters are not destroyed by activated sludge process, so combination of methods is necessary.

**Keyword:** COD, BOD, pH, electro-coagulation, Activated Sludge.

### 1. Introduction

Textile mills are major consumers of water with an average water consumption of 160 kg per kg of finished product and consequently the most polluting industries causing intense water pollution [1]. Water consumption rates are very high in textiles industries than other industries and these industries causing extreme water pollution. Wastewater comprises different effluent coming from different manufacturing operation such as sizing, desizing,

scouring, bleaching, dyeing, soaping and softening [2]. These characteristics are contingent on the specific operation performed; common characteristics are suspended solids, high temperature, unstable pH, high chemical oxygen demand (COD), high biological oxygen demand (BOD) and high colorization [3]. Textile effluent color is produced by laboring dyes in dyeing processes. Worldwide about 106 tons and more than 10,000 different synthetic dyes and pigments are produced annually in dyeing and

printing industries [4, 5]. Other major pollutants are biocides used for processing or storage of the fiber (e.g., chlorinated aromatics), starches, solvents, fats and greases, heavy metals (e.g., chromium), salts (e.g., carbonate, sulfate, chloride), nutrients (e.g., ammonium salts, urea, phosphate based buffers), oxidizing agents (e.g., hydrogen peroxide, dichromate), reducing agents (e.g., sodium sulfide), bleaching agents (e.g., hypochlorite, hydrogen peroxide) and adsorbable organic halogens (AOX) etc. formed as a result of bleaching process [6]. Price competition, demand of high quality products, new and innovative products that are highly durable put further pressure on textile industries to use more chemicals. As a result wastewater containing higher concentrated dyes and chemicals is being discharged [7, 8]. This waste water cause extreme water pollution when encountering in natural environment. Discharged textile wastewater containing higher amount organic matter causes depletion of dissolved oxygen, which has an adverse effect on ecology. Nitrogen and phosphorous nutrients content causes an increase of biomass production in aquatic environments, this situation also creates depletion of dissolved oxygen called eutrophication [9]. Regarding high colorization, not only aesthetic pollution occurs (e.g., the eye can detect concentrations of 0.005 mg/L of reactive dye in water [10]). High color of discharged wastewater strongly inhibits absorption of the sunlight responsible for the photosynthetic activity of aquatic plants and threats for ecosystem [11]. Conventional oxidation treatments found difficulty to oxidize dyestuffs and complex structure of organic compounds even at low concentration. To simplify these problems advanced oxidation processes (AOPs), such as oxidation with Fenton's reagent have been developed that generates hydroxyl free radical to oxidize the color and COD. This process is a combined method used hydrated ferrous sulfate ( $\text{FeSO}_4 \cdot 7\text{H}_2\text{O}$ ) and hydrogen peroxide ( $\text{H}_2\text{O}_2$ ) which showed great potential in textile wastewater treatment [12] but failed to treat all type textile wastewater. That's why main objective of our experiment to study the treatment of different textile wastewater to reduce chemical oxygen demands (COD) by using electro-coagulation and activated sludge process and compared these methods for wastewater treatment to reduce different critical parameters.

## 2. Materials and Methods

### 2.1 Materials

Wastewater samples are collected from different textile industries (Knit dyeing, Woven dyeing, Denim, washing plant, garments) around the Dhaka city corporation. pH meter, DO meter, Conductivity meter, Multimeter, stirred tank reactors, beakers different in size and capacity, digital type of balance, spatula, filter paper, oven, BOD incubator, COD reactor and VETROTECNICA PF-11 Spectrophotometer are used to perform this research work. Analytical grade  $\text{FeSO}_4 \cdot 7\text{H}_2\text{O}$ , HCl,  $\text{H}_2\text{SO}_4$ , COD reagent, EDTA, and different indicator are also used for analysis.

### 2.2 Methods

#### 2.2.1 Analytical Methods

The measured parameters of wastewater during the experiments are chemical oxygen demand (COD), biological oxygen demand (BOD), dissolved oxygen (DO), color (Pt-Co unit), pH, turbidity (NTU). This experiment is conducted accordingly with standard methods for water and wastewater analysis [13].

#### 2.2.2 COD Analysis

Chemical oxygen demand (COD) measurement is carried out according to a given standard methods for the analysis of water and wastewater, titrimetric method 5220 C [13].

Chemical oxygen demand (COD) concentration is calculated using the following formula:

$$\text{COD (mg/L)} = \frac{(\text{FAS}_s - \text{FAS}_p) \times N \times f}{V}$$

Where,

FAS<sub>s</sub>: used ferrous ammonium sulfate concentration for sample, mg/L

FAS<sub>p</sub>: used ferrous ammonium sulfate concentration for pure water, mg/L

f: dilution factor (8000)

N: normality of FAS and

V: sample volume, ml

#### 2.2.3 Color Measurements

A VETROTECNICA PF-11 Spectrophotometer was

used for the color measurement. The measured unit is expressed at Pt-Co unit.

### 2.2.4 BOD determination

This method consists filling an airtight BOD bottle with sample or dilute wastewater then measured initial DO. After measured initial DO fill the airtight BOD bottle completely by overflowing the sample and sealed with Para film polymer. Incubating this sealed BOD bottle in BOD incubator at specific temperature ( $\leq 20$  °C) for 5 day period. Dissolved oxygen (DO) is measured initially and after incubation, then BOD<sub>5</sub> is computed from the difference between initial and final DO. Because the initial DO is determined shortly after the dilution of sample but total oxygen uptakes are included in the BOD<sub>5</sub> measurement. Five days biological oxygen demand (BOD<sub>5</sub>) measurement is carried out according to a standard method for analysis of water and wastewater, 5-days BOD test 5210 B [13].

### 2.2.5 pH Measurements

Most of the textile industry in our country dumps wastewater having a pH higher than 8. pH scale measure the acidity or basicity of a solution [14]. pH measurement is carried out by using calibrated Thermo scientific Orion Star series pH meter.

### 2.2.6 Dissolved oxygen (DO, mg/l)

The dissolved oxygen (DO) is oxygen that is bound by water. Dissolved oxygen is measured by a Hach sensION 6 dissolved oxygen meter, this instrument is regularly calibrated by zero calibration.

### 2.2.7 Turbidity (NTU)

The cloudiness or haziness properties of fluid caused by dissolved particles or suspended solids that are invisible by a naked eye, similar to smoke in air expressed as turbidity. Turbidity measurement is a key test for water quality. Turbidity of treated and untreated effluents is measured by calibrated OKATON T-100 turbidity meter.

## 3. Results and Discussion

### 3.1 Comparison of COD reduction by electro-coagulation method and activated sludge process

The efficiency of COD reduction by electro-coagulation process is comparatively lower than the activated sludge process (Biological process). Basically in electro-coagulation process metallic hydroxide is formed which settled only the color and some organics of wastewater that's why COD reduction is comparatively lower. On the other hand microorganism degrades the color and organic molecules to simple non hazardous molecules.

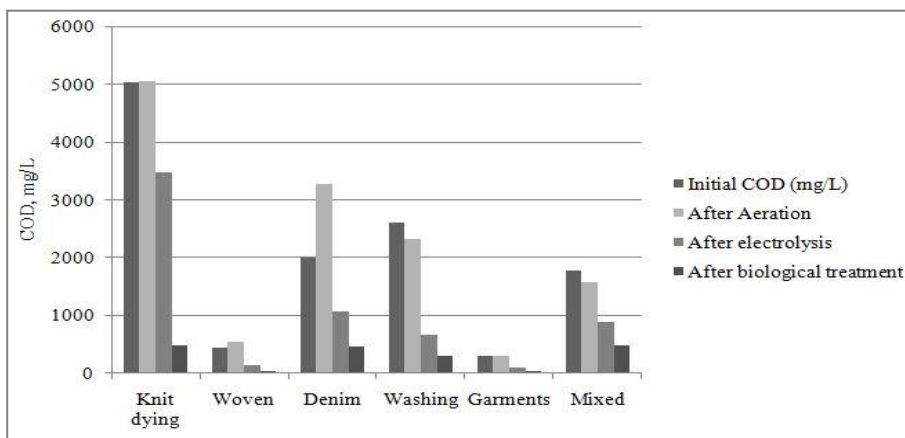


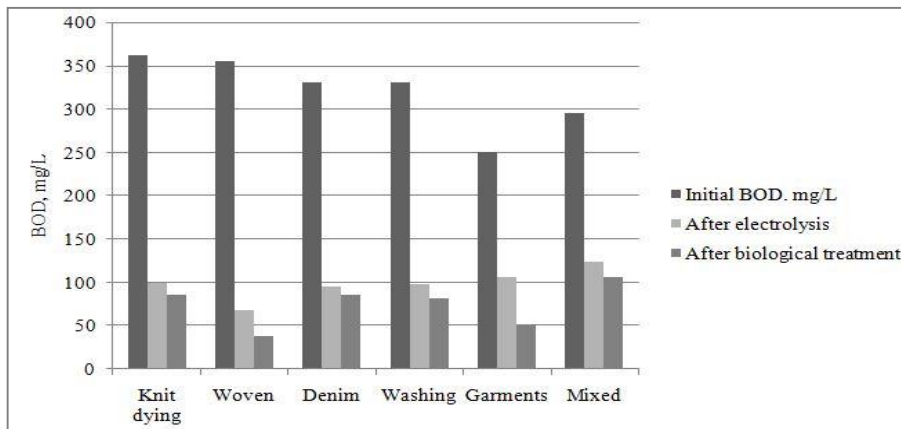
Fig 1: COD of wastewater and treated wastewater by electro-coagulation and activated sludge process

### 3.2 Comparison of BOD<sub>5</sub> by electro-coagulation and activated sludge process

Biochemical oxygen demand (BOD) measure the oxygen depletion in water which is equal to the amount of oxygen needed to survive aerobic biological organisms in water. This aerobic organism

break down organic matters present in a given water sample at certain temperature over a specific time period. This test is not a precise quantitative test, although it is widely used as an indication of the organic quantity of water. The BOD value is

expressed in milligrams of oxygen consumed per liter of sample during 5 days of incubation at 20 °C.

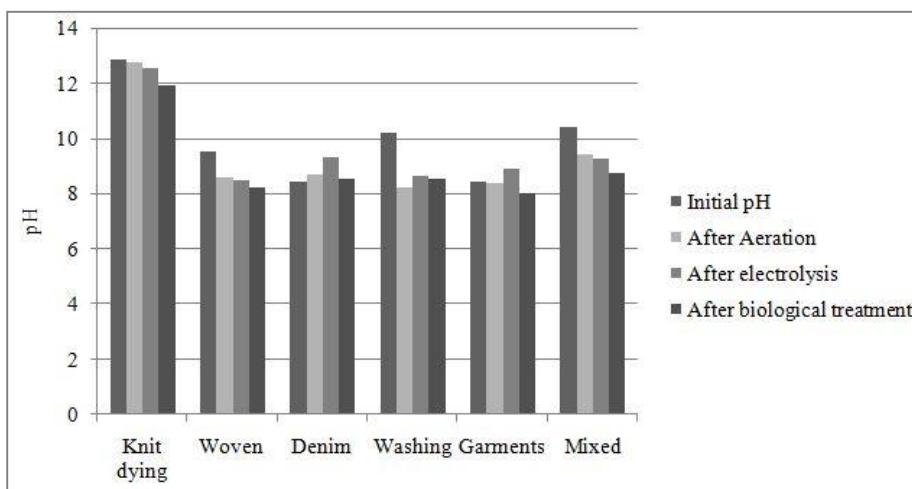


**Fig 2:** Compare BOD value of wastewater treated by electro-coagulation and activated sludge process

In electro-coagulation method the BOD value is decreased but not decline rate is lower than activated sludge process. High BOD value reduced the dissolved oxygen in river or lakes, as a result the fish,

plant can't survive in water.

### 3.3 Variation of pH after electro-coagulation and activated sludge process



**Fig 3:** pH changes after electro-coagulation and activated sludge process

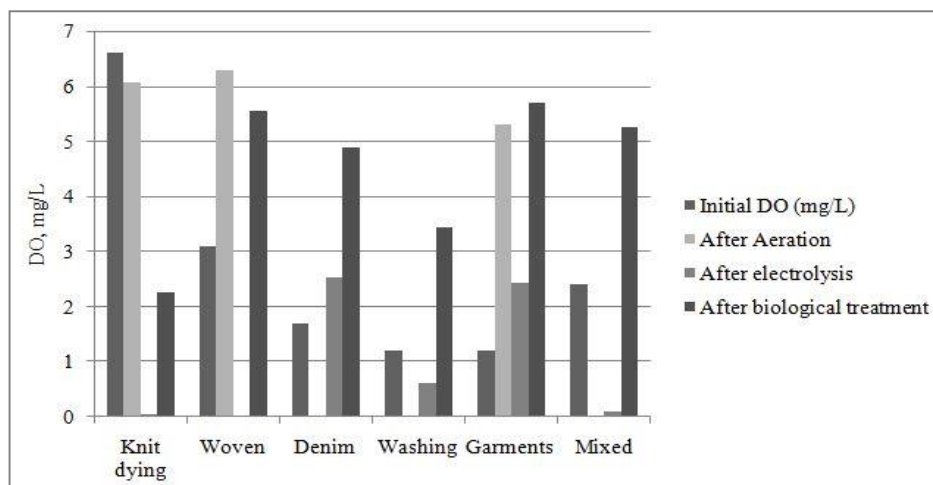
In this experiment during electro-coagulation the pH of the effluent partly increase due to forms hydroxide or metal hydroxide and in biological process the pH of the wastewater reduced by reacting with bacillus bacteria. Iron is used for electro-coagulation; ferrous ions are formed by electrolysis then react with hydroxide ion and coagulate as sludge but some ferrous ion still remaining in wastewater.  $Fe^{3+}$  is a common constituent of river water. Higher ferrous concentrations in acidic springs or an anoxic

hyporheic zone may cause visible orange/brown staining or semi-gelatinous precipitates of dense orange ferrous bacterial flock and carpeting the river bed. Such conditions are very deleterious to most organisms and can cause serious damage in river [15].

**3.4 Effect of electro-coagulation and activated sludge process on dissolved oxygen content of wastewater:** In electro-coagulation process the dissolved oxygen content of treated water decreases

due to formation of hydroxides and other chemical reaction but in activated sludge process, air is supplied for respiration of bacillus microorganism, as a result the dissolved oxygen is higher than electro-

coagulation processes. On the other hand, photosynthesis of algae or microorganism increases the dissolved oxygen content of treated water. The above discussion is shown in the figure 4.



**Fig 4:** Effect of electro-coagulation and activated sludge process on DO content of treated textile wastewater

### 3.5 Turbidity measurement

The cloudiness properties of water measured in Nephelometric turbidity unit. Higher the value represents the more cloudy water. Through the cloudy

medium light can't reach lower depth of river, lake and ponds. As a result submerged aquatic plants and other species which growth dependent on lights deter. So turbidity should be reduced.



**Fig 5:** Effect of electro coagulation and biological process to reduce turbidity

The turbidity of treated wastewater is increased in electro-coagulation process due to formation of fine cations or hydroxides but in activated sludge process the turbidity is decreased considerably. Due to high turbidity sun light cannot reach in the depth of the river or lakes and plant lives in river cannot survive.

### 4. Conclusion

From the comparative study of different types of textile effluent we found that activated sludge process is more suitable for all types of effluent treatment than electro-coagulation or other chemical methods. COD and BOD, is one of the critical parameters for



discharge into environment, in activated sludge processes this value degrading rapidly than electro-coagulation method. DO value decrease in electro-coagulation/other chemical method but in activate sludge process this value remains constant and pH value partially degrade but almost unchanged that's why pH adjustment is needed for effluent treatment in both methods. In our experiment it is conclude that activated sludge process is more efficient, environment friendly and cheap than other methods.

### 5. Acknowledgement

We simply humble forward to express our deepest sense of gratitude and sincere appreciation to my reverend teacher and supervisor and also the authorities of International Centre for Diarrhoeal Disease Research, Bangladesh (icddr,b) and Bangladesh Council of Scientific & Industrial Research (BCSIR) for constant supervision, inspiring guidance, enthusiastic encouragement, sagacious advice and an effective surveillance throughout the entire period of our experiment. Finally, I express my deepest sense of gratitude to our guardians for their cordial cooperation

### 6. References

1. Bhatnagar TN, Mathur S, Kumar D. Electrocoagulation process for textile waste water treatment in continuous upflow reactor. *Journal of Scientific and Industrial Research* 2014; 73:195-198.
2. Tzitzis M, Vayenas DV, Lyberatos G. Pretreatment of Textile Industry Wastewaters with Ozone. *Water Science and Technology* 1994; 29(9):151-160.
3. Lin SH, Peng CF. Treatment of Textile Wastewater by Electrochemical Method. *Water Research* 1994; 28(2):277-282.
4. Rodriguez M, Sarria V, Esplugas S, Pulgarin C. Photo-Fenton Treatment of Biorecalcitrant Wastewater Generated in Textile Activities: Biodegradability of the Photo-treated Solution. *Journal of Photochemistry and Photobiology A: Chemistry* 2002; 151(1-3):129-135.
5. Delee W, O'Neil C, Hawkes FR, Pinheiro HM. Anaerobic Treatment of Textile Effluents; a review. *Journal of Chemical Technology and Biotechnology* 1998; 73(4):323-335.
6. Forgacs E, Cserhati T, Oros G. Removal of Synthetic Dyes from Wastewaters: review. *Environment International* 2004; 30(7):953-971.
7. O'Neil C, Hawkes FR, Hawkes DL, Lourenco ND, Pinheiro HM, Delee W. Color in Textile Effluents - Sources, Measurement, Discharge Consents and Simulation: a review. *Journal of Chemical Technology and Biotechnology* 1999; 74(11):1009-1018.
8. Kuo WG. Decolorizing Dye Wastewater with Fenton's Reagent. *Water Research* 1992; 26(7):881-886.
9. Carliell CM, Barclay SJ, Buckley CA, Mulholland DA, Senior E. Anaerobic Decolorization of Reactive Dyes in Conventional Sewage Treatment Processes. *Water Science and Technology* 1994; 20(4):341-345.
10. Carey JH. An Introduction to advanced oxidation processes for destruction of organics in wastewater. *Water Quality Research Journal of Canadian* 1992; 27(1):1-21.
11. Marmagne O, Coste C. Color Removal from Textile Plant Effluents, *American Dyestuff Reports* 1996; 85:15-21.
12. Technical Report No-16 "The Textile Industry and the Environment". UNEP Publications 1994, 221-236.
13. Chithra K, Thilakavathi R, Murugan AA, Marimuthu C. Treatment of Textile Effluent Using Sacrificial Electrode. *Modern Applied Science* 2008; 2(4):38-43.
14. Bates RG. Determination of pH: theory and practice. Ed 2, Wiley-Interscience publication, New York, 1973, 13-15.
15. Twomey LJ, Piehler MF, Paerl HW. Priority Parameters for Monitoring of Freshwater and Marine System and their measurements, *Encyclopedia of life support systems, Environmental Monitoring* 2009 ; 1:2-7